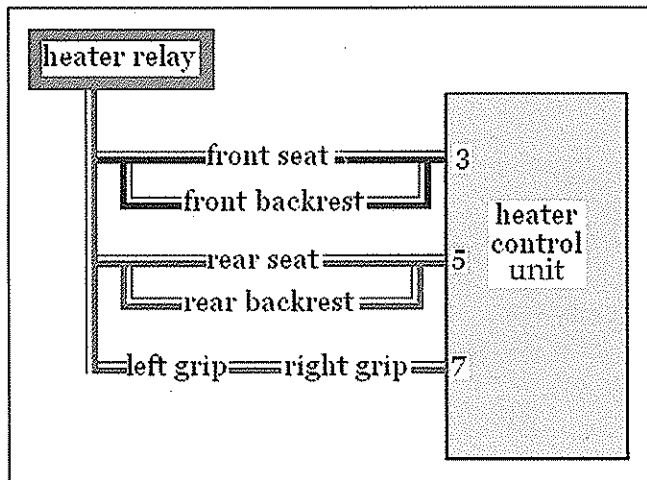


- Red/White (pin #5) - passenger seat and backrest circuit
- White/Green (pin #7) - right grip and left grip circuit

Inserting the pin-fit tool in the proper terminal provides an easy spot to connect your meter lead (2-5 ohms resistance is normal).

3. An open in the front seat heater circuit may be caused by an aftermarket backrest that may have severed internal seat heater wires. An open in the grip circuit means you need to check the left and right grips individually. Remove the top shelter for access to the connectors near the cruise actuator (Service Manual page 3-23). On airbag models, the connectors are behind the right radiator.

This diagram shows the power path through the heated elements. With all heater circuits on and after the HCU detects continuity through all circuits, it provides the ground path to all circuits.



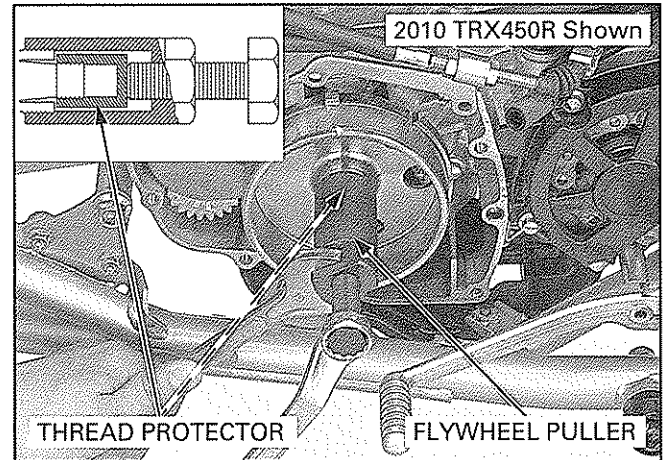
Note: This information augments the Service Manual and ETM, please refer to them for additional troubleshooting information.

The Tool Chest

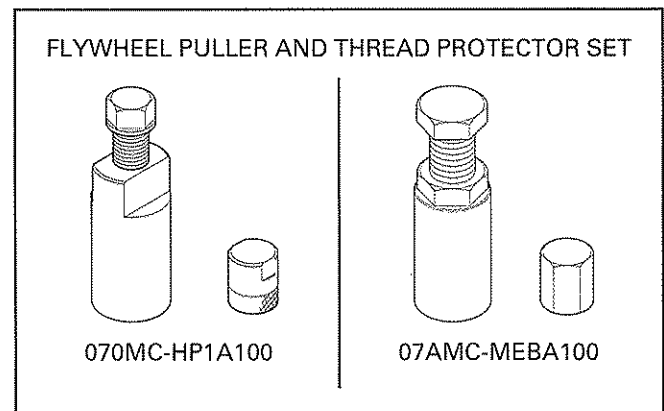
Flywheel Pullers & Shaft Protector Applications

When removing the flywheel of certain off-road motorcycle and ATV models, it is important to protect the crankshaft with a thread protector. If the flywheel puller is used without the protector, the

oil orifice at the end of the crankshaft could be damaged and limit the oil flow to the engine's top end. Also the crankcase cover may not seal correctly. To prevent these problems, the thread protector should be screwed onto the crankshaft before using the flywheel puller. See the image below depicting how the thread protector and flywheel puller should be used.



In some instances, the Service Manual specifically instructs to use the thread protector, however, in some manuals it is not mentioned. Nevertheless, in all cases the protector should be used. For some models the required thread protector is not the one included with the specified flywheel puller, in those cases you will be directed to use the protector from another flywheel puller.



As indicated, all the flywheel pullers listed do come with a thread protector, as shown in the image above. However, the protectors can also be purchased separately. See the list on the following page for the correct flywheel puller/thread protector or combination of flywheel and thread protector for each model.