



# INSTALLATION INSTRUCTIONS

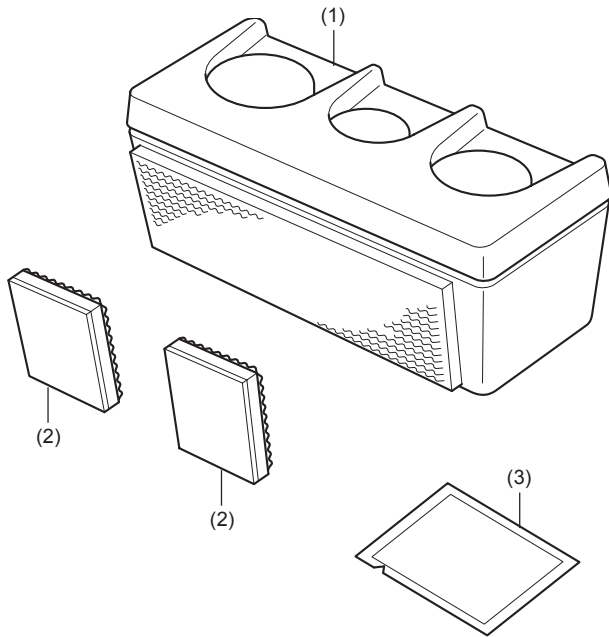
Accessory  
**COIN HOLDER**  
P/N 08U08-MCA-100

Application  
**GL1800**

Publications No.  
**MII 11185**  
Issue Date  
**July 2005**

**Honda Dealer: Please give a copy of these instructions to your customer.**

## PARTS LIST



No.	Description	Qty
(1)	Coin holder	1
(2)	Velcro tape	2
(3)	Alcohol pad	1

## SUPPLY REQUIRED

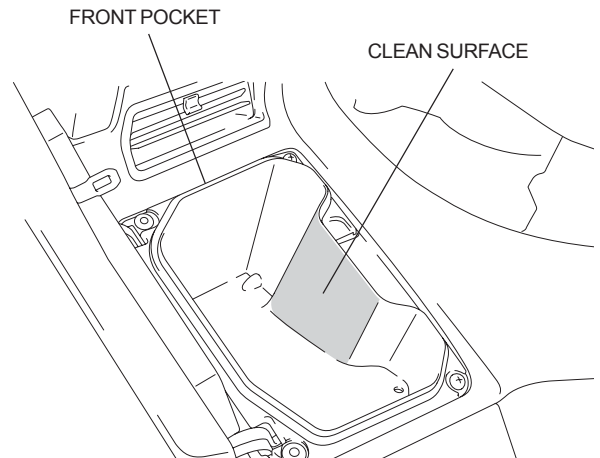
Ruler

## INSTALLATION

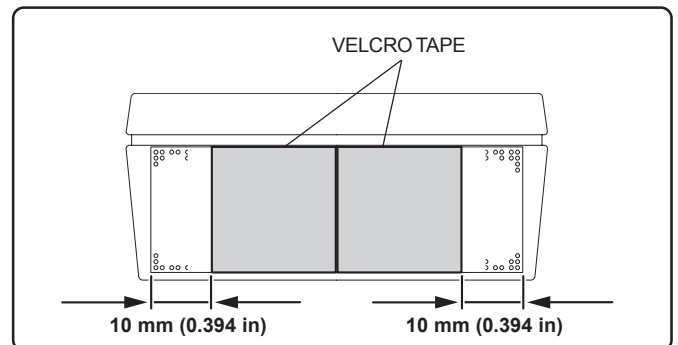
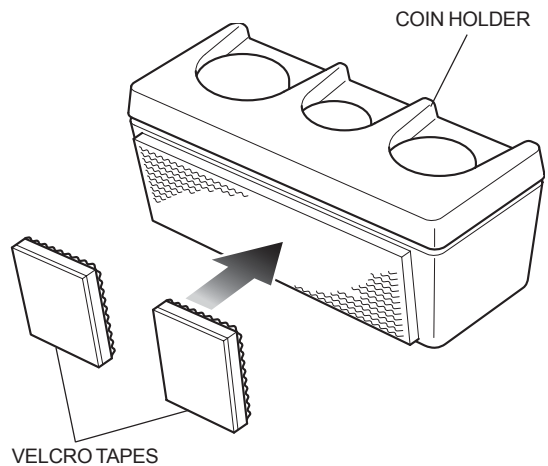
### NOTE:

- The high tack adhesive reaches full strength in 72 hours. Wait at least 24 hours before riding your motorcycle.

- Clean the area shown with the alcohol pad.



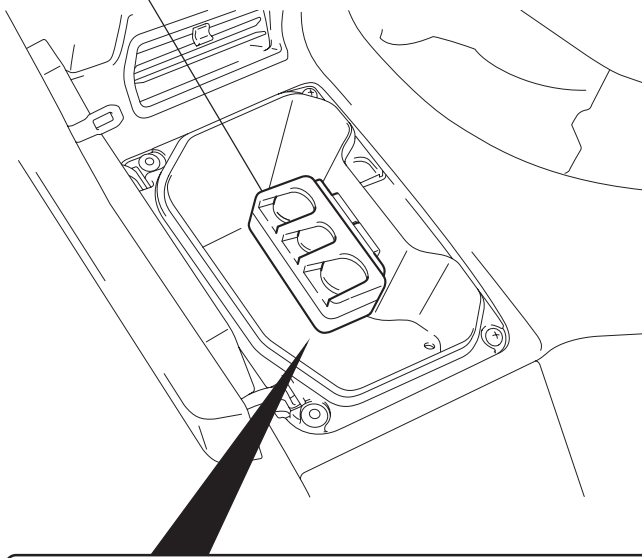
- Attach the velcro tapes to the coin holder.



3. Install the coin holder in the position shown.

**COIN HOLDER**

**Remove the adhesive backing from the velcro tapes and attach the coin holder to the flat surface securely.**



**Side View**

